









Thank you for purchasing this Panasonic product.  
 This product is a commercial air conditioner indoor unit.  
 Installation Instructions attached.

# Safety Precautions

The following symbols used in this manual, alert you to potentially dangerous conditions to users, service personnel or the appliance:

	<b>WARNING</b>	This symbol refers to a hazard or unsafe practice which can result in severe personal injury or death.
	<b>CAUTION</b>	This symbol refers to a hazard or unsafe practice which can result in personal injury or product or property damage.
	Prohibited matters	
	Matters to be observed	


- Read these Operating Instructions carefully before using this air conditioner. If you still have any difficulties or problems, consult your dealer for help.
- This air conditioner is designed to give you comfortable room conditions. Use this only for its intended purpose as described in these Operating Instructions.

	<b>WARNING</b>	This symbol shows that this equipment uses a flammable refrigerant. If the refrigerant is leaked, together with an external ignition source, there is a possibility of ignition.
	<b>CAUTION</b>	This symbol shows type of flammable refrigerant contained in the system.
	<b>CAUTION</b>	This symbol shows that a service personnel should be handling this equipment with reference to the Technical Manual.
	<b>CAUTION</b>	This symbol shows that there is information included in the Operating Instructions and/or Installation Instructions.

## Important Information Regarding The Refrigerant Used

**NOTE** Refer to the Installation Instructions attached to the outdoor unit.

### Information for Users on Collection and Disposal of Old Equipment and Used Batteries

 These symbols on the products, packaging, and/or accompanying documents mean that used electrical and electronic products and batteries should not be mixed with general household waste. For proper treatment, recovery and recycling of old products and used batteries, please take them to applicable collection points, in accordance with your national legislation and the Directives 2002/96/EC and 2006/66/EC. By disposing of these products and batteries correctly, you will help to save valuable resources and prevent any potential negative effects on human health and the environment which could otherwise arise from inappropriate waste handling.

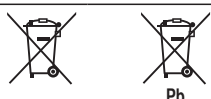
For more information about collection and recycling of old products and batteries, please contact your local municipality, your waste disposal service or the point of sale where you purchased the items. Penalties may be applicable for incorrect disposal of this waste, in accordance with national legislation.

#### For business users in the European Union

If you wish to discard electrical and electronic equipment, please contact your dealer or supplier for further information.

#### [Information on Disposal in other Countries outside the European Union]


These symbols are only valid in the European Union. If you wish to discard these items, please contact your local authorities or dealer and ask for the correct method of disposal.




#### Note for the battery symbol (bottom two symbol examples):

This symbol might be used in combination with a chemical symbol. In this case it complies with the requirement set by the Directive for the chemical involved.

## WARNING


 Confirm to authorized dealer or specialist on usage of specified refrigerant type. Using of refrigerant other than the specified type may cause product damage, burst and injury etc.

This air conditioner has no ventilator for intaking fresh air from outdoors. You must open doors or windows frequently when you use gas or oil heating appliances in the same room, which consume a lot of oxygen from the air. Otherwise there is a risk of suffocation in an extreme case.

 Never use or store gasoline or other flammable vapor or liquid near the air conditioner — it is very dangerous.

Do not use this appliance in a potentially explosive atmosphere.

Never touch the unit with wet hands.

Do not insert your fingers or other objects into the air conditioner indoor or outdoor unit, rotating parts may cause injury. 



If the refrigerant comes in contact with a flame, it produces a toxic gas.

For safety, be sure to turn the air conditioner off and also to disconnect the power before cleaning or servicing.

Pull off the power plug from a receptacle, or switch off the breaker, or switch off the power disconnecting mean to isolate the air conditioner from the main power supply in case of emergency.



Dispose of according to national and/or local legislation.



This product must not be modified or disassembled under any circumstances.

Modified or disassembled unit may cause fire, electric shock or injury.

Do not clean inside the indoor and outdoor units by users. Engage authorized dealer or specialist for cleaning.

In case of malfunction of this appliance, do not repair by yourself. Contact the sales dealer or service dealer for a repair and disposal.



Provide a power outlet to be used exclusively for each unit, and a power supply disconnect, Earth Leakage Circuit Breaker (ELCB) or Residual Current Device (RCD) for overcurrent protection should be provided in the exclusive line.

Provide a power outlet exclusively for each unit, and full disconnection means having a contact separation in all poles must be incorporated in the fixed wiring in accordance with the wiring rules.

To prevent possible hazards from insulation failure, the unit must be grounded.



Do not use modified cord, joint cord, extension cord or unspecified cord to prevent overheating and fire.



The appliance shall be stored in a room without continuously operating ignition sources (for example: open flames, an operating gas appliance or an operating electric heater).

Be aware that refrigerants may not contain an odour.

An unventilated area where the appliance using flammable refrigerants is installed shall be so constructed that should any refrigerant leak, it will not stagnate so as to create a fire or explosion hazard.

The appliance shall be stored in a well-ventilated area where the room size corresponds to the room area as specified for operation.

After the unit is installed, never fail to ask the installer for the floor space of the room where the unit is installed and the refrigerant charge amount.

In case the unit or the room divider is changed, never fail to consult the sales dealer or service dealer.



Do not use means to accelerate the defrosting process or to clean, other than those recommended by the manufacturer.

Do not pierce or burn.

In cases that require mechanical ventilation, ventilation openings shall be kept clear of obstruction.

## **WARNING**



The appliance shall be stored in a room without continuously operating open flames (for example: an operating gas appliance) and ignition sources (for example: an operating electric heater).



Stop using the product when any abnormality/failure occurs and disconnect the power plug or turn off the power switch and breaker. (Risk of smoke/fire/electric shock)

Examples of abnormality/failure:

- The ELCB trips frequently.
- The product sometimes does not start when turned on.
- The power is sometimes disconnected when the cord is moved.
- Burnt odor or abnormal noise is detected during operation.
- The body is deformed or abnormally hot.
- Water leaks from the indoor unit.
- Power cord or plug becomes abnormally hot.
- Fan speed cannot be controlled.
- The unit stops running immediately even if it is switched on for operation.
- The fan does not stop even if the operation is stopped.

Contact immediately your local dealer for maintenance/repair.



Do not sit or step on the unit. You may fall down accidentally.



## **CAUTION**



This appliance is intended to be used by expert or trained users in shops, in light industry and on farms, or for commercial use by lay persons.

This appliance is not intended for use by persons (including children) with reduced physical, sensory or mental capabilities, or lack of experience and knowledge, unless they have been given supervision or instruction concerning use of the appliance by a person responsible for their safety. Children should be supervised to ensure that they do not play with the appliance.

<for European market only>

This appliance can be used by children aged from 8 years and above and persons with reduced physical, sensory or mental capabilities or lack of experience and knowledge if they have been given supervision or instruction concerning use of the appliance in a safe way and understand the hazards involved. Children shall not play with the appliance. Cleaning and user maintenance shall not be made by children without supervision.

Keep the fire alarm and the air outlet at least 1.5 m away from the unit.

Do not cool or heat the room too much if babies or invalids are present.



Do not turn the air conditioner on and off from the power mains switch. Use the ON/OFF operation button.

Do not stick anything into the air outlet of the outdoor unit. This is dangerous because the fan is rotating at high speed.



Do not touch the air inlet or the sharp aluminum fins of the outdoor unit. You may get injured.



Do not stick any object into the FAN CASE. You may be injured and the unit may be damaged.



## **NOTICE**

- The appliance shall be stored so as to prevent mechanical damage from occurring.
- The compressor may occasionally stop during thunderstorms. This is not a mechanical failure. The unit automatically recovers after a few minutes.
- The English text is the original instructions. Other languages are translation of the original instructions.

# Maintenance

## ⚠ WARNING

- For safety, be sure to turn the air conditioner off and disconnect the power before cleaning. (Otherwise, electric shock or injury may result because the fan is rotating at high speed.)
- Do not pour water on the indoor unit. (This may damage the internal components and cause an electric shock hazard.)

## ⚠ CAUTION

- Never use solvents or harsh chemicals. Also, do not wipe plastic parts using very hot water. (This may cause deformation or change in colour.)
- Some metal edges and fins are sharp. Be careful when you clean those parts. (Injury may result.)
- Use a firm stool or ladder when cleaning an indoor unit installed in high locations.

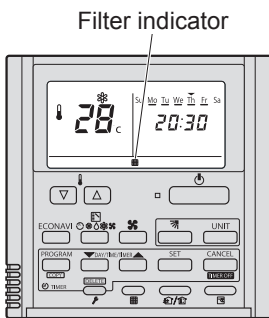
- The internal coil and other components of the outdoor unit must be cleaned periodically.
  - Consult your dealer or service center.

E  
ENGLISH

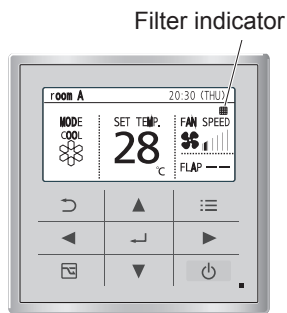
## ■ Air Filter Maintenance

Consult your dealer or service center when the  (Filter) appears on the display of the wired remote controller.

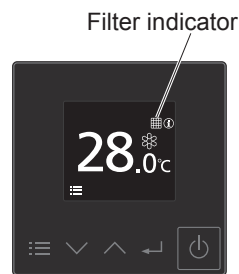
Timer Remote Controller



High-spec Wired Remote Controller



Wired Remote Controller






## Operation Mechanism

### ■ Heating performance

- This air conditioner utilizes outside air for heating; its heating performance reduces as outside temperature decreases.
  - In the event that heating is not sufficient, please use an additional heating appliance.

### ■ Defrosting

- This appliance may start defrosting operation to melt frost formed in the outdoor unit.
  - ① **Defrosting starts:** The indoor unit fan stops (or the speed becomes extremely slow).
    - “” (STANDBY) appears.
  - ② **Heating operation resumes after several minutes:** The indoor unit fan remains stopped (or it will run at a very slow speed) until the indoor heat exchanger coil warms up sufficiently.
    - “” (STANDBY) appears.
  - ③ **Defrosting is complete:** The indoor unit fan starts operation.
    - “” (STANDBY) disappears.

### ■ “DRY” operation

- Once the room temperature reaches the level that was set, the outdoor unit repeats the cycle of turning on and off automatically.
- When the room temperature is more likely to reach the level that was set, the fan speed is set to “breeze” (light wind) automatically.

### ■ Should power failure occur while the unit is running

The unit will resume operation automatically. Operation settings prior to power failure will be used.

### NOTICE

Label (attached to the lid of electrical component box)

This air conditioner incorporates a biocidal product. Ionized air generated by a device incorporated in the air conditioner deactivates bacteria and viruses in the air, and on surfaces, and inhibits mould growth on surfaces.

Active substances: free radicals generated in situ from ambient air or water

